



公众环境研究中心
Institute of Public & Environmental Affairs

Institute of Public & Environmental Affairs

China Pollution Map Database & Blue Map App

March 2016

IPE INTRODUCTION

- IPE is an environmental NGO registered and based in the Chaoyang district of Beijing, about 30 full-time staff
- Since its establishment in June 2006, IPE has developed and operated the China Pollution Map Database
- IPE promote **environmental information disclosure** and **public participation** as means of advancing and improving environmental enforcement mechanisms





“One Database, Two Platforms”

China Pollution Map Database (Since 2006):

Air quality

Water quality

Environmental supervision records

Blue Map App (Since 2014):

Weather & air quality information

Air quality map

Water quality map

Pollution source real-time emissions map

[1] CHINA POLLUTION MAP DATABASE

- ① Air quality and water quality information published since 2004 by 31 provinces and administrative regions and 338 prefecture-level cities
- ② Over 235,000 environmental supervision records for enterprises with compliance violations

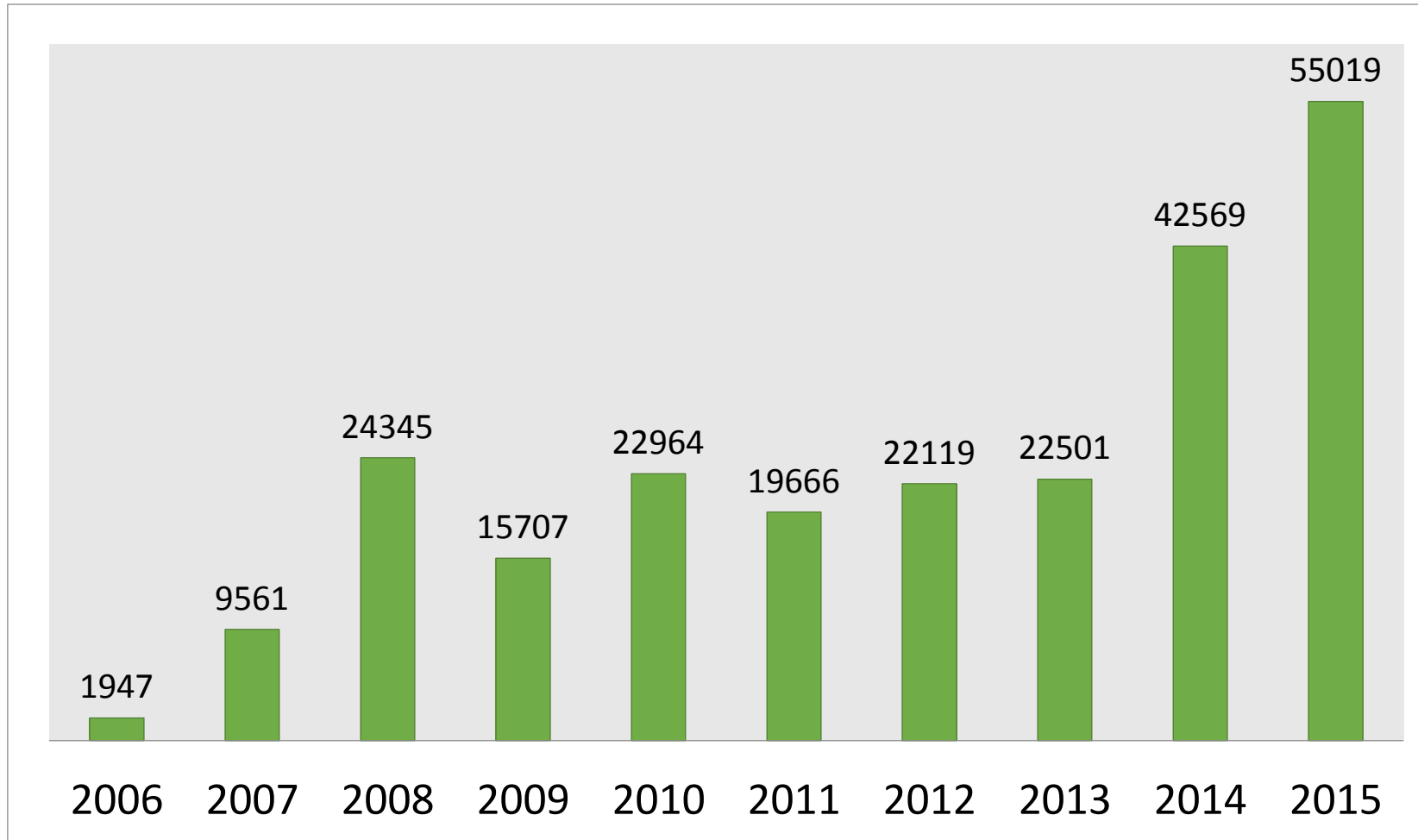


- All information collected from government sources
- Beta version of new online map for real-time monitoring information has been developed

[1] CHINA POLLUTION MAP DATABASE

Updates (as of December 2015)	Total Number Collected to Date	Number Added in 2015
Enterprise Environmental Supervision Records	224,866	55,019
Enterprise Annual Pollutant Emissions Data	17,486	3,114
Regional Water Quality Status	2,557	239
Regional Air Quality Status	3,043	236
Regional Solid Waste Environmental Pollution and Control Information	2,216	218

[1] CHINA POLLUTION MAP DATABASE



Annual Input of Corporate Supervision Records Since 2006

[2] BLUE MAP APP [蔚蓝地图]

Weather & Forecast

24-hour and **30-day** historical air quality data; next-day pollution forecast; air quality warnings



Air Quality Map

2450 air monitoring stations in **390** cities



Water Quality Map

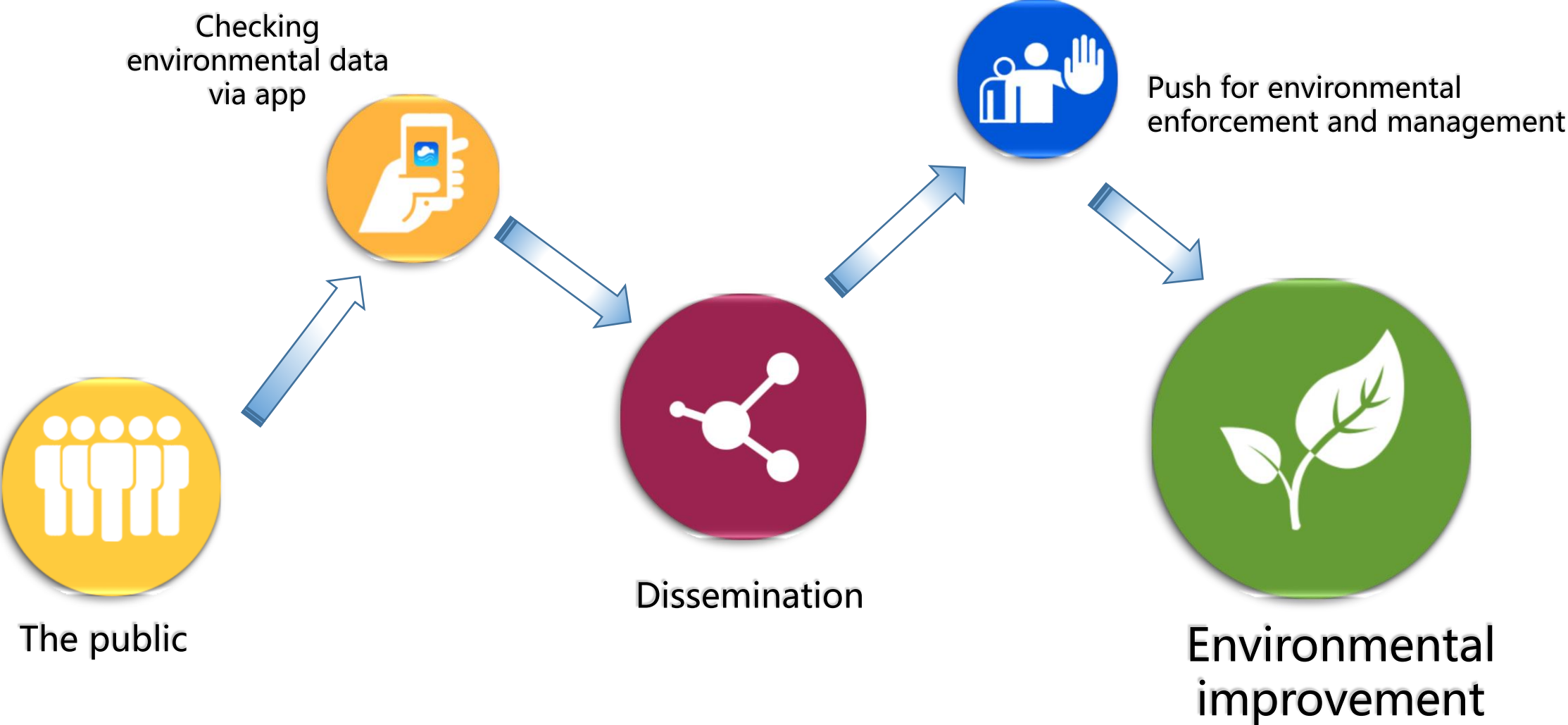
3879 water quality monitoring stations nationwide



Pollution Source Map

Real-time monitoring data on air emissions and wastewater for over **9000** enterprises in **364** cities

USING INTERNET THINKING AND NEW MEDIA TO PROMOTE PUBLIC PARTICIPATION



USING INTERNET THINKING AND NEW MEDIA TO PROMOTE PUBLIC PARTICIPATION



Share information about polluting enterprises with local EPBs through “micro-reports” :

→ At least **70** cities have established public Weibo accounts to receive public complaints and reports

→ At least **527** companies have issued public statements responding issues of their real-time data exceeding emissions standards

→ Over **100** companies adopted corrective measures to improve their emissions situation (the majority in Shandong province)

BLUE MAP VERSION 3.0 WILL BE RELEASED SOON

Version 3.0 will:

- Feature a stronger emphasis on weather and life services information
- Addition of a sharing wall to increase mechanisms for user interaction
- Modules for green choice to share information about brands' green supply chain management and promote consumers to make green purchasing decisions
- Eventual inclusion of foul & filthy river module (黑臭河)





① Promoting information disclosure

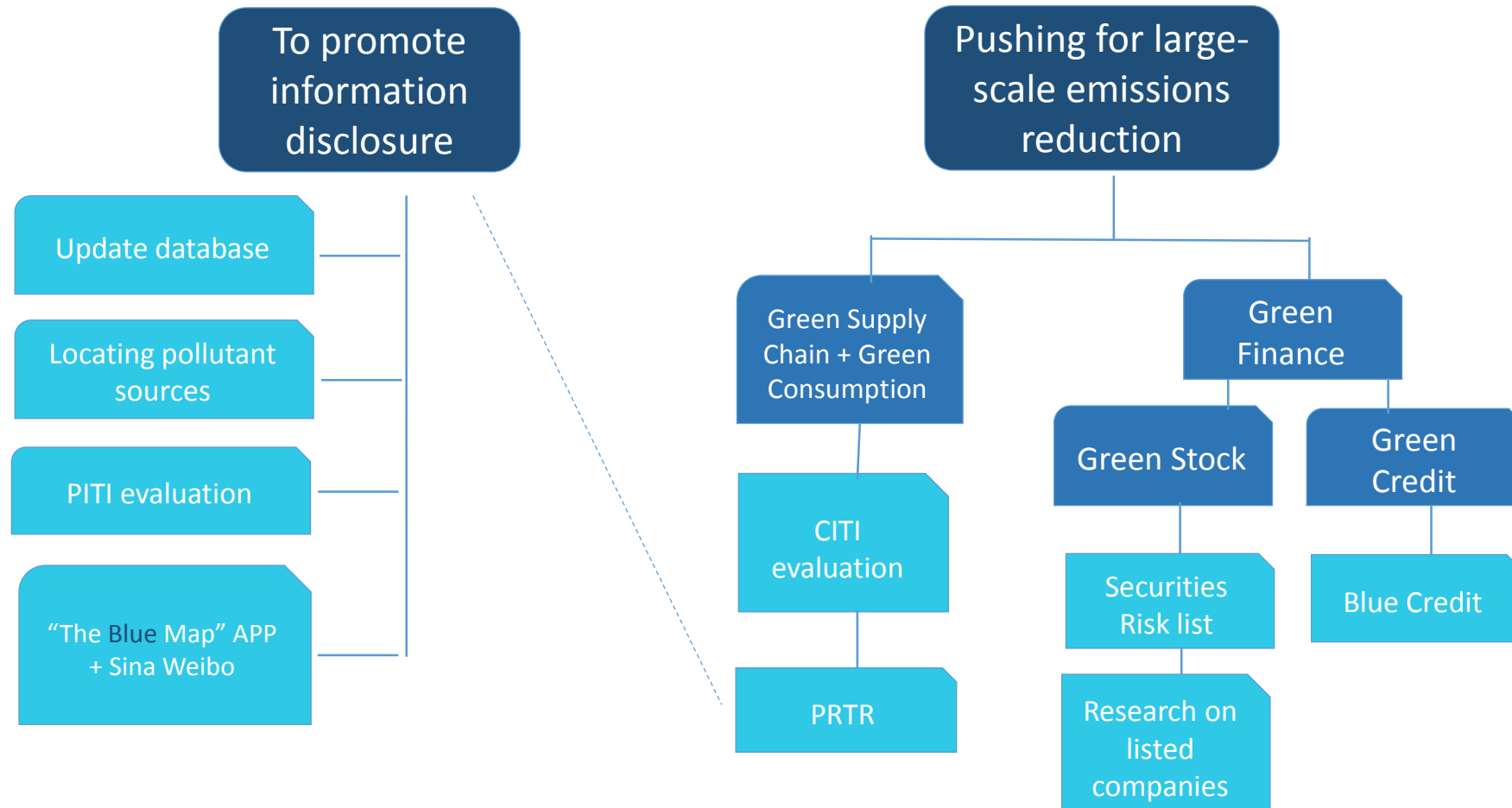
**Pollution Information
Transparency Index (PITI)**

② Pushing for large-scale emissions reduction

**Green Supply Chain & Corporate
Information Transparency Index (CITI)**

**Green Stocks Database &
Pollution Risk Listing**

IPE INITIATIVES



POLLUTION INFORMATION TRANSPARENCY INDEX (PITI)

Since 2009, for six consecutive years, annually assess the performance of 120 cities disclosure of environmental information, including information on pollutants and pollution sources

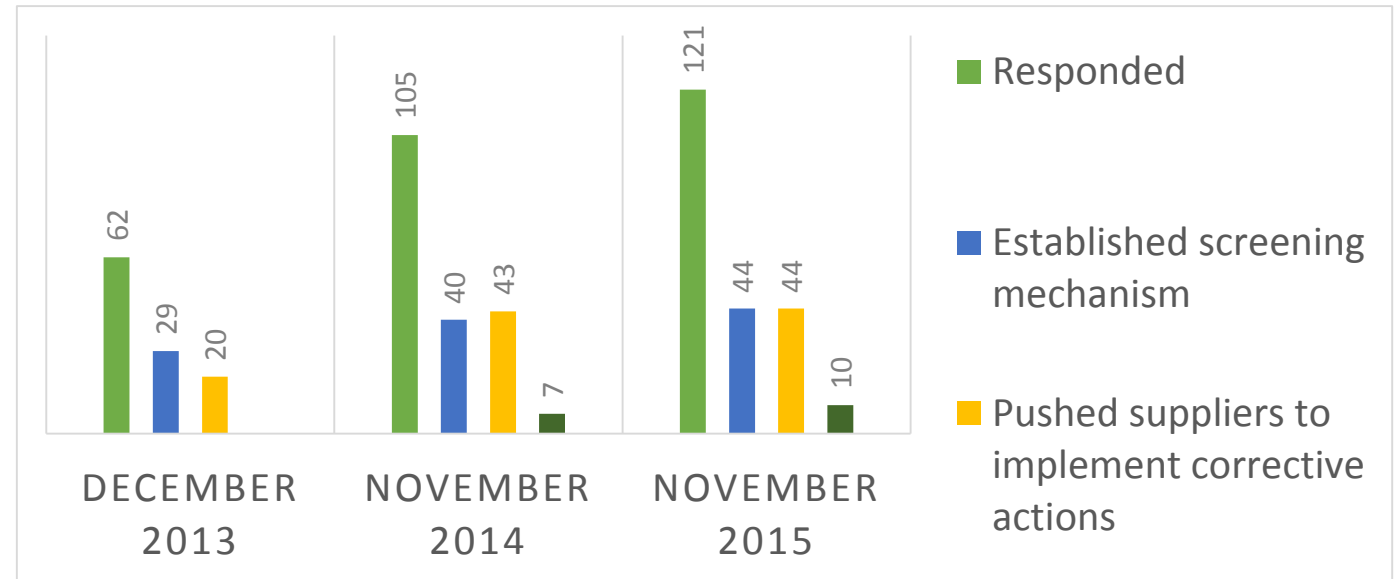
Evaluation criteria updated in 2014 to account for new measures requiring the publication of real-time monitoring data for key state-monitored enterprises



GREEN SUPPLY CHAIN

Corporate Information

Transparency Index (CITI): Since 2014, assess the supply chain environmental management of **167** brands across 9 industries, push brands to screen supply chains for environmental violations in IPE's database



Pollutant Release & Transfer Registry (PRTR): Since 2013, pushed brands to require suppliers to disclose annual emissions data on IPE-built platform.

- Ten brands have pushed their suppliers to take the initiative to disclose their emissions data, including Adidas, H&M, Apple, Samsung, M&S, Target, Burberry, Levi's, Puma and Kao
- **614** suppliers have begun to fill out and report their PRTR data, with **391** completing and publishing their PRTR data

Establishment of Green Stocks Database in 2013: Links publicly-listed companies with pollution records in IPE's database

Update Status of Green Stocks Database Back-end Server (through December 2015)

Number of listed companies recorded	2679
Number of parties linked to listed companies that have been newly matched with online supervision information	915
Number of listed companies affiliated with environmental supervision records	1113
Number of supervision records	6835

排污榜上榜企业应对积极 部分企业受罚

近日发布的《上市公司环境信息公开报告》显示，2014年上市公司环境信息公开情况总体良好，但仍有部分企业存在信息披露不及时、不准确等问题。环保部要求上市公司进一步落实主体责任，提高信息披露质量。

大悦东高管齐上阵 浙江嘉利再获增持

浙江嘉利环保股份有限公司近日获得大股东增持，显示市场对公司环保业务的看好。同时，公司管理层也积极回应了投资者的关切。

金晶科技关联企业逾期排放设备故障

金晶科技关联企业因设备故障导致排放超标，公司表示将立即整改，并承担相应责任。环保部门已介入调查。

恒大上半年销售871亿 单月销售首破200亿

恒大地产集团上半年销售业绩亮眼，单月销售首次突破200亿元，显示出强劲的市场竞争力。公司表示将继续加大投入，提升产品品质。

恒大地产集团上半年销售业绩亮眼，单月销售首次突破200亿元，显示出强劲的市场竞争力。公司表示将继续加大投入，提升产品品质。

国中水务下属公司多项水污染物排放超标 申能星火热电锅炉改造如期完成

序号	企业名称	主要污染物	超标率 (%)	超标次数	超标量	超标原因
1	上海申能热电有限公司	氨氮	100	1	0.01	设备故障
2	上海宝钢化工有限公司	氨氮	100	1	0.01	设备故障
3	上海宝钢化工有限公司	氨氮	100	1	0.01	设备故障
4	上海宝钢化工有限公司	氨氮	100	1	0.01	设备故障
5	上海宝钢化工有限公司	氨氮	100	1	0.01	设备故障
6	上海宝钢化工有限公司	氨氮	100	1	0.01	设备故障
7	上海宝钢化工有限公司	氨氮	100	1	0.01	设备故障
8	上海宝钢化工有限公司	氨氮	100	1	0.01	设备故障
9	上海宝钢化工有限公司	氨氮	100	1	0.01	设备故障
10	上海宝钢化工有限公司	氨氮	100	1	0.01	设备故障
11	上海宝钢化工有限公司	氨氮	100	1	0.01	设备故障
12	上海宝钢化工有限公司	氨氮	100	1	0.01	设备故障
13	上海宝钢化工有限公司	氨氮	100	1	0.01	设备故障
14	上海宝钢化工有限公司	氨氮	100	1	0.01	设备故障
15	上海宝钢化工有限公司	氨氮	100	1	0.01	设备故障
16	上海宝钢化工有限公司	氨氮	100	1	0.01	设备故障
17	上海宝钢化工有限公司	氨氮	100	1	0.01	设备故障
18	上海宝钢化工有限公司	氨氮	100	1	0.01	设备故障
19	上海宝钢化工有限公司	氨氮	100	1	0.01	设备故障
20	上海宝钢化工有限公司	氨氮	100	1	0.01	设备故障

国中水务下属公司多项水污染物排放超标，环保部门已要求整改。申能星火热电锅炉改造如期完成，排放达标。

能股份整改期限将至

能股份整改期限将至，公司表示将全力配合监管部门的检查，确保整改到位。同时，也将加强与投资者的沟通。

序号	企业名称	主要污染物	超标率 (%)	超标次数	超标量	超标原因
1	上海申能热电有限公司	氨氮	100	1	0.01	设备故障
2	上海宝钢化工有限公司	氨氮	100	1	0.01	设备故障
3	上海宝钢化工有限公司	氨氮	100	1	0.01	设备故障
4	上海宝钢化工有限公司	氨氮	100	1	0.01	设备故障
5	上海宝钢化工有限公司	氨氮	100	1	0.01	设备故障
6	上海宝钢化工有限公司	氨氮	100	1	0.01	设备故障
7	上海宝钢化工有限公司	氨氮	100	1	0.01	设备故障
8	上海宝钢化工有限公司	氨氮	100	1	0.01	设备故障
9	上海宝钢化工有限公司	氨氮	100	1	0.01	设备故障
10	上海宝钢化工有限公司	氨氮	100	1	0.01	设备故障
11	上海宝钢化工有限公司	氨氮	100	1	0.01	设备故障
12	上海宝钢化工有限公司	氨氮	100	1	0.01	设备故障
13	上海宝钢化工有限公司	氨氮	100	1	0.01	设备故障
14	上海宝钢化工有限公司	氨氮	100	1	0.01	设备故障
15	上海宝钢化工有限公司	氨氮	100	1	0.01	设备故障
16	上海宝钢化工有限公司	氨氮	100	1	0.01	设备故障
17	上海宝钢化工有限公司	氨氮	100	1	0.01	设备故障
18	上海宝钢化工有限公司	氨氮	100	1	0.01	设备故障
19	上海宝钢化工有限公司	氨氮	100	1	0.01	设备故障
20	上海宝钢化工有限公司	氨氮	100	1	0.01	设备故障

Pollution Risk Listing:

- Collaborate with Securities Times to publish weekly listing of public companies' pollution risk since January 2015
- 28 listed companies have been pushed to provide enterprise feedback

Key gaps:

- ① **Lack of universal requirements for data disclosure**
- ② **Data quality**
- ③ **Disclosure consistency**





Blue Map App



We Chat
Public Account



Weibo Account

For more information, visit: www.ipe.org.cn